

Scaled data based on original data using
LM-79-08 Approved Method: Electrical and Photometric Measurements of Solid-
State Lighting Products

Test Report Prepared for
Cooper Lighting Solutions
(formerly Eaton)

Brand: McGRAW-EDISON

Report Number: P200337

Luminaire Tested: **GWC-AF-01-LED-E1-T2-7050-1200**

Issue Date: 3/3/2020

Test Information

Test Method: LM-79-08
Report Number: P200337
TEST IS SCALED FROM IESNA LM-79-08 TEST DATA (P24139)
Test Lab: INNOVATION CENTER P2
Issue Date: 3/3/2020
Manufacturer: COOPER LIGHTING SOLUTIONS (FORMERLY EATON)
Product Line: MCGRAW-EDISON
Catalog Number: GWC-AF-01-LED-E1-T2-7050-1200
Description: GALLEON WALL LUMINAIRE
(1) 70 CRI, 5000K, 1200mA LIGHTSQUARE WITH 16 LEDS EACH AND TYPE II OPTICS
Light Source: -
Ballast/Driver: ELECTRONIC DRIVER

Summary

Lumens per Lamp: N/A
Luminaire Lumens: 6843 lumens
Efficiency: N/A
Efficacy: 102.1 lumens/watt
Luminous Opening: Rectangular (W 0.5' x L: 0.5' x H: 0')
IES Classification: Type II - Medium - Full Cutoff
BUG Rating: B1 - U0 - G2

Input Watts (W): 67
Input Voltage (V): NR
Input Current (Ain): NR
Voltage Rise (V): NR
Power Factor: NR
Total Harmonic Distortion (THDi): NR
Frequency (hertz): 60
Stabilization Time: NR
Operation Time: NR
Ambient Temperature (°C): NR
Test Distance: 25 FT

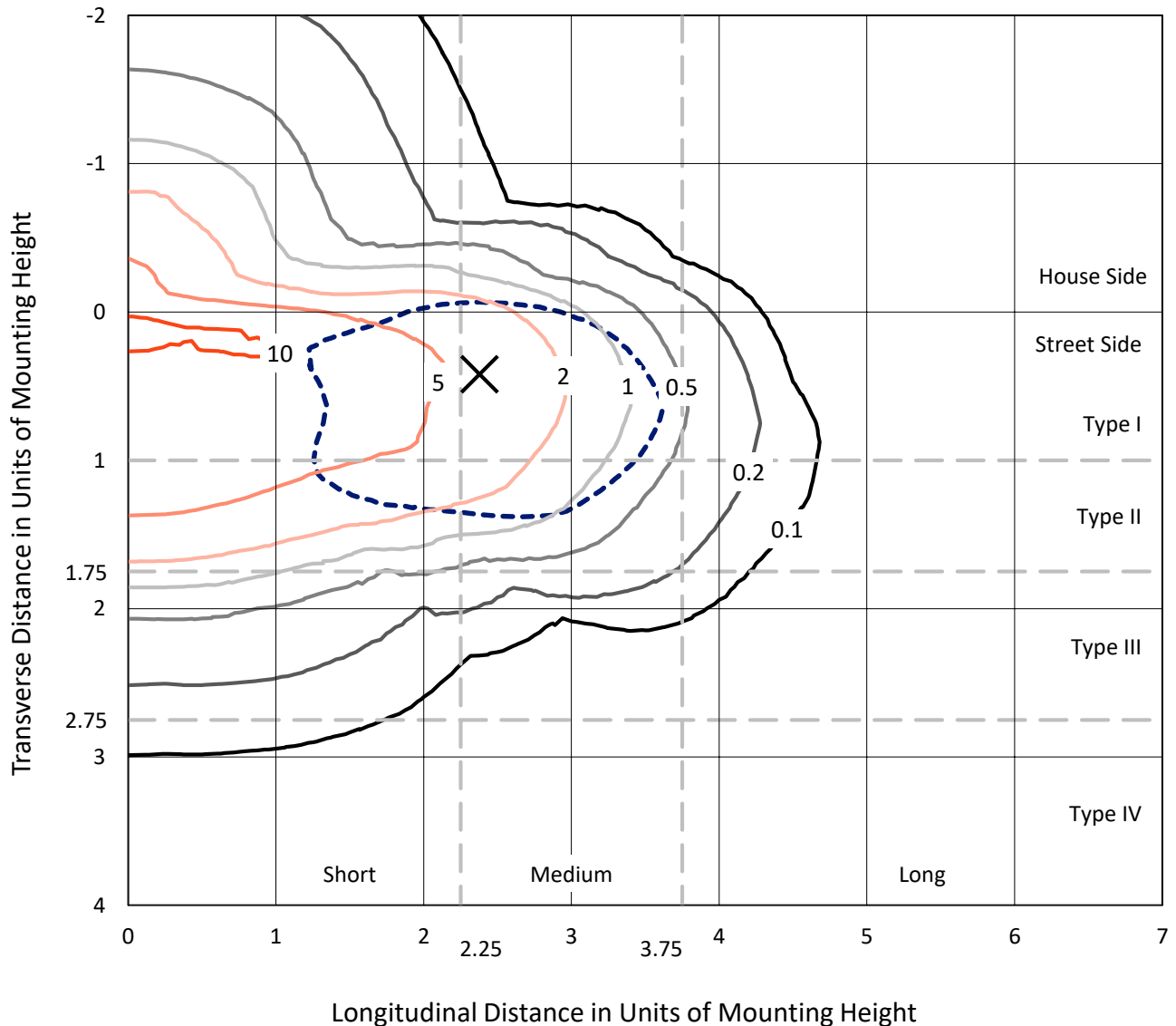


REPORT NUMBER: P200337

CATALOG NUMBER: GWC-AF-01-LED-E1-T2-7050-1200

Iso-Footcandle Lines of Horizontal Illumination

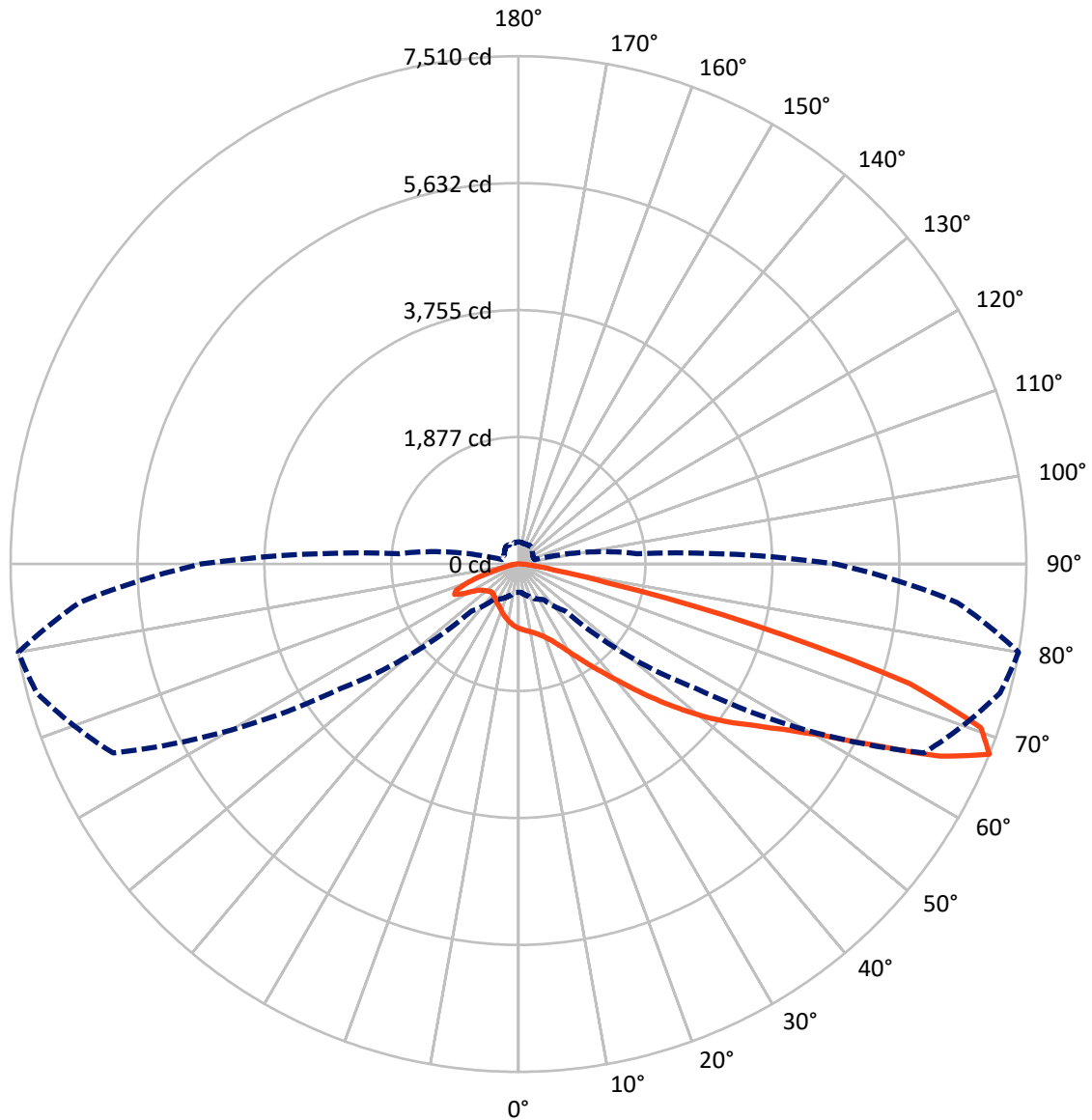
× Max cd
 - - - 1/2 Max cd



Based on 10 foot mounting height. Maximum calculated value = 11.5 fc
 Type II - Medium - Full Cutoff

REPORT NUMBER: P200337
CATALOG NUMBER: GWC-AF-01-LED-E1-T2-7050-1200

Luminous Intensity Polar Plot



— Vertical Plane Through 80-Deg Lateral - - - Horizontal Cone Through 67.5-Deg Vertical

REPORT NUMBER: P200337

CATALOG NUMBER: GWC-AF-01-LED-E1-T2-7050-1200

FLUX DISTRIBUTION:

		Downward	Upward	Total
House Side	Lumens	1260.2	0.0	1260.2
	% Fixture	18.4	0.0	18.4
Street Side	Lumens	5582.8	0.0	5582.8
	% Fixture	81.6	0.0	81.6
Total	Lumens	6843.0	0.0	6843.0
	% Fixture	100.0	0.0	100.0

Coefficient of Utilization

ZONAL LUMENS:

Zone	Lumens	% Fixture
0°-10°	87.7	1.3
10°-20°	252.6	3.7
20°-30°	418.2	6.1
30°-40°	684.0	10.0
40°-50°	1104.4	16.1
50°-60°	1594.4	23.3
60°-70°	1759.5	25.7
70°-80°	811.0	11.9
80°-90°	131.2	1.9
90°-100°	0.0	0.0
100°-110°	0.0	0.0
110°-120°	0.0	0.0
120°-130°	0.0	0.0
130°-140°	0.0	0.0
140°-150°	0.0	0.0
150°-160°	0.0	0.0
160°-170°	0.0	0.0
170°-180°	0.0	0.0
0°-90°	6843.0	100.0
0°-180°	6843.0	100.0



REPORT NUMBER: P200337

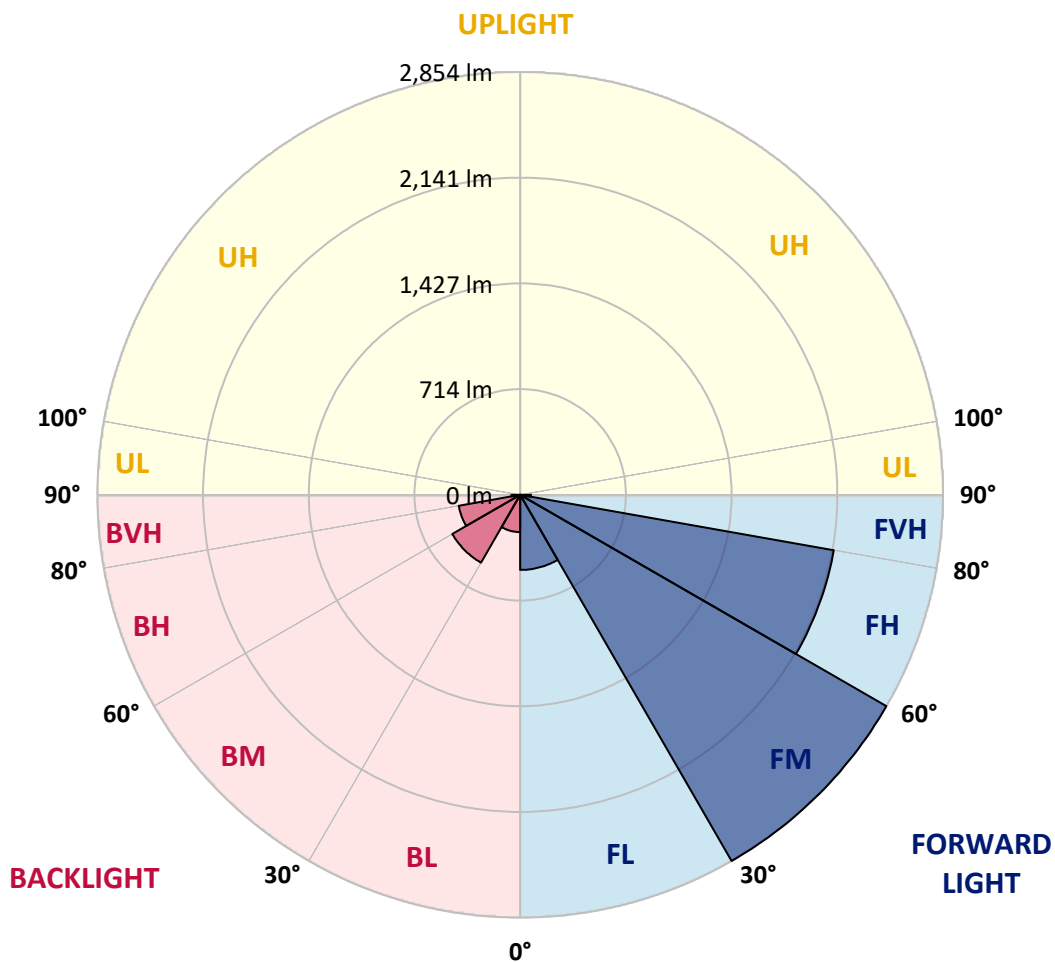
CATALOG NUMBER: GWC-AF-01-LED-E1-T2-7050-1200

LUMINAIRE CLASSIFICATION SYSTEM LUMEN TABLE AND BUG RATING:

Zone		Lumens	% Fixture	Zone Rating/Lumen Limit		
				B	U	G
FL	(0°-30°)	507.1	7.4			
FM	(30°-60°)	2854.0	41.7			
FH	(60°-80°)	2149.6	31.4			G2/5000
FVH	(80°-90°)	72.1	1.1			G1/100
BL	(0°-30°)	251.4	3.7	B1/500		
BM	(30°-60°)	528.7	7.7	B1/1000		
BH	(60°-80°)	421.0	6.2	B1/500		G1/500
BVH	(80°-90°)	59.1	0.9			G1/100
UL	(90°-100°)	0.0	0.0		U0/0	
UH	(100°-180°)	0.0	0.0		U0/0	

BUG Rating: B1-U0-G2

Type II Medium





REPORT NUMBER: P200337

CATALOG NUMBER: GWC-AF-01-LED-E1-T2-7050-1200

CANDELA DISTRIBUTION (FULL):

	0°	5°	15°	25°	35°	45°	55°	65°	75°	80°	85°
0°	950.7	950.7	950.7	950.7	950.7	950.7	950.7	950.7	950.7	950.7	950.7
2.5°	1040.0	1033.9	1034.9	1033.2	1028.2	1019.4	1010.0	992.8	974.9	965.5	958.1
5°	1126.9	1125.2	1122.8	1117.5	1104.6	1086.5	1063.9	1033.6	1000.9	983.7	967.2
7.5°	1191.9	1190.9	1187.9	1184.5	1172.0	1150.1	1116.1	1073.0	1025.5	1001.9	976.3
10°	1197.3	1199.0	1201.3	1210.4	1212.1	1200.3	1165.6	1113.4	1051.1	1020.8	988.1
12.5°	1151.5	1155.2	1164.3	1187.5	1212.1	1226.6	1208.7	1155.9	1081.1	1044.3	1002.9
15°	1090.8	1092.9	1104.0	1136.0	1180.1	1224.9	1241.8	1202.7	1119.8	1074.7	1025.1
17.5°	1064.9	1065.9	1073.7	1094.9	1136.0	1200.0	1260.3	1253.6	1167.3	1112.4	1052.4
20°	1051.8	1054.1	1065.2	1086.1	1112.1	1168.0	1263.0	1308.5	1223.9	1159.6	1086.8
22.5°	1089.2	1088.1	1092.2	1102.6	1124.5	1158.2	1261.0	1365.1	1296.0	1220.2	1131.6
25°	1176.4	1180.1	1173.0	1161.2	1168.3	1191.9	1271.7	1426.4	1386.3	1298.0	1190.2
27.5°	1300.7	1297.0	1286.6	1258.9	1244.5	1254.6	1307.5	1492.4	1498.5	1400.4	1267.7
30°	1424.7	1421.7	1411.6	1377.9	1348.2	1339.8	1376.9	1568.2	1632.2	1523.4	1362.7
32.5°	1553.4	1550.0	1540.6	1506.9	1471.2	1451.6	1475.6	1655.8	1789.9	1670.3	1474.5
35°	1712.1	1705.7	1685.8	1638.9	1603.9	1588.8	1599.9	1766.0	1971.8	1844.1	1610.3
37.5°	1861.3	1871.1	1850.9	1786.2	1740.7	1735.3	1747.8	1900.4	2167.9	2038.5	1766.3
40°	2011.2	2012.9	1994.7	1941.8	1895.0	1886.2	1917.6	2063.4	2399.3	2270.9	1956.0
42.5°	2166.2	2169.5	2138.9	2090.0	2055.7	2057.4	2093.1	2254.4	2664.8	2544.8	2174.3
45°	2349.8	2354.8	2321.1	2257.1	2225.8	2288.8	2274.0	2468.7	2955.8	2856.1	2424.9
47.5°	2541.8	2549.6	2523.9	2464.0	2424.9	2511.5	2454.9	2706.2	3269.1	3190.0	2700.1
50°	2646.6	2657.7	2682.6	2678.2	2669.8	2655.3	2656.7	2960.9	3592.2	3537.6	2983.1
52.5°	2590.3	2590.0	2680.9	2791.4	2909.3	2918.1	2902.6	3229.4	3894.1	3877.6	3249.6
55°	2332.9	2350.5	2488.2	2702.2	3024.2	3225.3	3271.2	3537.0	4190.5	4209.7	3520.1
57.5°	1904.4	1918.9	2104.9	2403.0	2869.3	3407.9	3795.4	3984.0	4522.0	4611.6	3880.3
60°	1291.6	1309.1	1506.2	1864.3	2452.2	3306.2	4294.3	4781.8	4918.9	5122.7	4385.6
62.5°	759.0	774.8	935.5	1176.1	1726.5	2833.5	4513.3	5916.7	5549.2	5893.8	5156.4
65°	522.5	533.3	611.4	732.1	992.1	1908.5	4241.7	6700.3	6519.1	6849.2	6050.1
67.5°	420.4	419.1	481.1	563.3	638.7	984.0	3207.5	6611.7	7372.1	7509.9	6514.0
70°	346.3	345.0	387.1	455.1	510.4	554.2	1747.1	5579.5	7198.2	7254.2	6086.9
72.5°	289.7	291.1	318.0	368.6	418.7	417.4	767.8	3925.1	5662.7	6049.5	4852.2
75°	244.6	245.3	263.1	298.8	339.9	336.2	416.4	2126.4	3291.7	3560.9	2689.7
77.5°	208.2	208.9	220.3	240.2	269.5	268.2	303.9	918.7	1373.1	1356.3	920.0
80°	185.6	185.6	191.0	194.7	210.9	204.8	225.4	441.3	580.5	536.0	367.2
82.5°	145.5	146.2	179.2	177.9	166.1	158.3	158.3	260.1	307.6	284.3	214.9
85°	81.9	81.5	115.6	139.5	146.2	111.5	110.5	145.5	167.4	147.6	104.1
87.5°	35.0	35.7	53.6	62.0	82.9	69.4	68.4	75.1	85.2	73.8	48.2
90°	0.0	0.0	0.0	0.0	0.0	0.0	0.0	0.0	0.0	0.0	0.0



REPORT NUMBER: P200337

CATALOG NUMBER: GWC-AF-01-LED-E1-T2-7050-1200

CANDELA DISTRIBUTION (continued):

	90°	95°	105°	115°	125°	135°	145°	155°	165°	175°	180°
0°	950.7	950.7	950.7	950.7	950.7	950.7	950.7	950.7	950.7	950.7	950.7
2.5°	951.0	942.3	923.1	899.1	877.6	863.4	850.6	832.1	833.1	820.3	810.9
5°	950.4	932.2	887.7	834.8	783.9	747.2	719.6	694.7	688.6	676.8	669.7
7.5°	951.0	921.4	846.6	762.0	699.0	652.5	629.0	615.8	612.8	608.8	609.1
10°	953.4	911.6	801.5	694.0	628.0	597.3	591.6	595.6	600.3	601.7	602.0
12.5°	958.8	902.9	751.9	633.3	583.5	574.1	583.8	597.6	606.7	611.1	610.8
15°	970.9	896.1	704.4	585.8	558.9	563.9	582.1	601.7	614.8	620.9	621.2
17.5°	984.0	886.3	655.6	549.5	540.7	553.5	576.1	599.0	615.2	621.9	623.2
20°	1001.2	874.2	604.4	522.2	523.5	538.0	559.2	582.1	600.0	605.7	608.4
22.5°	1023.8	861.1	559.6	499.9	504.0	515.1	531.6	551.5	567.0	569.7	572.0
25°	1054.1	846.9	523.9	479.7	481.4	487.8	498.9	510.7	521.5	518.5	520.8
27.5°	1094.9	834.8	497.2	461.2	458.2	459.5	465.2	468.9	474.7	466.2	467.3
30°	1142.7	821.7	476.7	445.0	436.6	434.2	435.6	437.6	442.0	430.5	428.9
32.5°	1198.3	805.8	457.5	430.9	419.1	414.4	415.0	420.4	437.3	430.2	426.5
35°	1263.0	788.0	437.3	415.4	407.3	400.6	399.9	416.7	466.9	462.5	459.2
37.5°	1338.8	770.1	417.1	397.9	398.5	391.1	388.8	408.0	472.7	455.5	453.1
40°	1435.1	760.7	399.9	379.3	387.8	386.7	382.0	391.8	434.9	403.6	399.5
42.5°	1554.4	762.0	387.1	359.5	375.0	385.7	378.3	378.7	394.2	370.6	366.9
45°	1701.6	777.9	378.0	343.6	360.5	384.7	377.0	371.6	372.9	360.5	358.4
47.5°	1873.4	810.5	371.6	330.5	346.7	381.0	376.6	369.6	366.5	359.8	358.1
50°	2064.4	858.0	366.9	318.0	334.2	375.0	377.0	367.5	364.2	361.5	360.5
52.5°	2252.1	912.3	359.8	307.2	324.4	367.5	378.0	365.5	361.8	359.8	358.8
55°	2461.3	980.0	349.0	298.1	316.3	358.1	378.0	362.5	358.4	358.8	358.4
57.5°	2743.9	1089.5	336.2	290.4	306.6	346.7	371.6	359.1	354.1	354.4	354.7
60°	3185.6	1282.5	320.7	282.6	294.4	333.2	362.8	351.7	346.7	348.0	348.3
62.5°	3835.1	1565.8	300.5	271.2	281.6	318.7	350.7	342.3	337.2	340.6	340.6
65°	4510.2	1815.8	275.6	256.7	268.2	302.9	335.5	330.5	325.4	333.2	332.8
67.5°	4691.8	1759.9	250.6	240.9	254.7	285.3	317.3	314.7	312.0	325.4	324.8
70°	4168.0	1412.9	227.7	224.7	239.9	266.5	297.8	297.8	296.1	306.2	303.9
72.5°	3175.5	1001.9	205.8	207.5	223.0	245.9	276.6	278.9	276.2	281.3	279.3
75°	1699.9	573.4	183.9	188.7	202.1	225.0	253.0	255.4	253.7	253.3	254.3
77.5°	565.0	280.3	161.0	168.4	180.2	203.5	228.4	232.1	228.1	227.4	227.1
80°	251.7	176.2	135.8	145.5	156.0	178.9	202.5	205.5	201.1	207.2	199.4
82.5°	161.7	115.9	108.8	119.6	129.7	154.3	176.5	177.2	173.2	201.1	171.5
85°	78.5	71.8	81.9	91.6	100.4	121.3	146.2	146.5	136.4	124.3	119.9
87.5°	39.1	41.8	54.6	63.3	67.7	83.2	106.5	104.4	100.1	91.0	83.9
90°	0.0	0.0	0.0	0.0	0.0	0.0	0.0	0.0	0.0	0.0	0.0

(END OF REPORT)